



(I)(a) **Statement showing Shareholding Pattern**

Name of the Company: DR. FRESH ASSETS LTD (FORMERLY SUNEHARI EXPORTS LTD)			
Scrip Code, Name of the scrip, class of security: EQUITY			
Quarter ended: 31st December, 2013			
Partly paid-up shares:-	No. of partly paid-up shares	As a % of total no. of partly paid-up shares	As a % of total no. of shares of the company
Held by promoter/promoters group	0	0	0
Held by public	0	0	0
Total	0	0	0
Outstanding convertible securities:-	No. of outstanding securities	As a % of total No. of outstanding convertible securities	As a % of total no. of shares of the company, assuming full conversion of the convertible securities
Held by promoter/promoter group	0	0	0
Held by public	0	0	0
Total	0	0	0
Warrants:-	No. of warrants	As a % of total no. of warrants	As a % of total no. of shares of the company, assuming full conversion of warrants
Held by promoter/promoter group	0	0	0
Held by public	0	0	0
Total	0	0	0
Total paid-up capital of the company assuming full conversion of warrants and convertible securities	5389553		



(I)(a) Statement showing Shareholding Pattern


Category code	Category of Shareholder	Number of Shareholders	Total number of shares	Number of shares held in dematerialized form	Total shareholding as a percentage of total number of shares		Shares Pledged or otherwise encumbered	
					As a percentage of (A+B) ¹	As a percentage of (A+B+C)	Number of shares	As a percentage
(A)	Shareholding of Promoter and Promoter Group²							
1	Indian							
(a)	Individuals/ Hindu Undivided Family	9	3887439	2151229	72.129	72.129	NIL	NIL
(b)	Central Government/ State Government(s)	NIL	NIL	NIL	NIL	NIL	NIL	NIL
(c)	Bodies Corporate	1	125000	NIL	2.319	2.319	NIL	NIL
(d)	Financial Institutions/ Banks	NIL	NIL	NIL	NIL	NIL	NIL	NIL
(e)	Any Others(Specify)	NIL	NIL	NIL	NIL	NIL	NIL	NIL
(e-i)								
	Sub Total(A)(1)	10	4012439	2151229	74.448	74.448	NIL	NIL
2	Foreign							
a	Individuals (Non-Residents Individuals/ Foreign Individuals)	NIL	NIL	NIL	NIL	NIL	NIL	NIL
b	Bodies Corporate	NIL	NIL	NIL	NIL	NIL	NIL	NIL
c	Institutions	NIL	NIL	NIL	NIL	NIL	NIL	NIL
d	Any Others(Specify)	NIL	NIL	NIL	NIL	NIL	NIL	NIL
d-i								
	Sub Total(A)(2)	NIL	NIL	NIL	NIL	NIL	NIL	NIL
	Total Shareholding of Promoter and Promoter Group (A)= (A)(1)+(A)(2)	10	4012439	2151229	74.448	74.448	NIL	NIL
(B)	Public shareholding							
1	Institutions							
(a)	Mutual Funds/ UTI	NIL	NIL	NIL	NIL	NIL	N.A.	N.A.
(b)	Financial Institutions / Banks	NIL	NIL	NIL	NIL	NIL	N.A.	N.A.



(c)	Central Government/ State Government(s)	NIL	NIL	NIL	NIL	NIL	N.A.	N.A.
(d)	Venture Capital Funds	NIL	NIL	NIL	NIL	NIL	N.A.	N.A.
(e)	Insurance Companies	NIL	NIL	NIL	NIL	NIL	N.A.	N.A.
(f)	Foreign Institutional Investors	NIL	NIL	NIL	NIL	NIL	N.A.	N.A.
(g)	Foreign Venture Capital Investors	NIL	NIL	NIL	NIL	NIL	N.A.	N.A.
(h)	Any Other (specify)	NIL	NIL	NIL	NIL	NIL	N.A.	N.A.
(h-i)								
	Sub-Total (B)(1)	NIL	NIL	NIL	NIL	NIL	N.A.	N.A.
B 2	Non-institutions							
(a)	Bodies Corporate	4	56800	55900	1.054	1.054	N.A.	N.A.
(b)	Individuals							
I	Individuals -i. Individual shareholders holding nominal share capital up to Rs 1 lakh	560	277800	90446	5.154	5.154	N.A.	N.A.
II	ii. Individual shareholders holding nominal share capital in excess of Rs. 1 lakh.	23	730214	NIL	13.549	13.549	N.A.	N.A.
(c)	Any Other (specify) (NRI)	4	312300	0	5.795	5.795	N.A.	N.A.
(c-i)								
	Sub-Total (B)(2)	591	1377114	146346	25.552	25.552	N.A.	N.A.
(B)	Total Public Shareholding (B)= (B)(1)+(B)(2)	591	1377114	146346	25.552	25.552	N.A.	N.A.
	TOTAL (A)+(B)	601	5389553	2297575	100	100	NIL	NIL
(C)	Shares held by Custodians and against which Depository Receipts have been issued	NIL	NIL	NIL	NIL	NIL	NIL	NIL
	GRAND TOTAL (A)+(B)+(C)	601	5389553	2297575	100	100	NIL	NIL



(I) Statement showing holding of securities (including shares, warrants, convertible securities) of persons belonging to the category											
(b) "Promoter and Promoter Group"											
Sr. No.	Name of the shareholder	Details of Shares held		Encumbered shares (*)			Details of warrants		Details of convertible securities		Total shares (including underlying shares assuming full conversion of warrants and convertible securities) as a % of diluted share capital
		Number of shares held	As a % of grand total (A)+(B)+(C)	No.	As a percentage	As a % of grand total (A)+(B)+(C) of sub-clause (I)(a)	Number of warrants held	As a % total number of warrants of the same class	Number of convertible securities held	As a % total number of convertible securities of the same class	
(I)	(II)	(III)	(IV)	(V)	(VI)= (V)/(II I)*100	(VII)	(VIII)	(IX)	(X)	(XI)	(XII)
1	Shikha Nanda	2,01,132	3.732	Nil	Nil	Nil	Nil	Nil	Nil	Nil	3.732
2	Sumit Nanda	19,50,097	36.18	Nil	Nil	Nil	Nil	Nil	Nil	Nil	36.18
3	Puneet Nanda	1,44,563	2.682	Nil	Nil	Nil	Nil	Nil	Nil	Nil	2.682
4	Sumit Nanda	11,46,096	21.27	Nil	Nil	Nil	Nil	Nil	Nil	Nil	21.27
5	Anish Nanda	7,078	0.131	Nil	Nil	Nil	Nil	Nil	Nil	Nil	0.131
6	H C Nanda	2,75,249	5.107	Nil	Nil	Nil	Nil	Nil	Nil	Nil	5.107
7	Neelam Nanda	8	0	Nil	Nil	Nil	Nil	Nil	Nil	Nil	0
8	Nalini Nanda	8	0	Nil	Nil	Nil	Nil	Nil	Nil	Nil	0
9	Shikha Nanda	1,63,208	3.028	Nil	Nil	Nil	Nil	Nil	Nil	Nil	3.028
10	DVA Technologies Private Limited	1,25,000	2.319	Nil	Nil	Nil	Nil	Nil	Nil	Nil	2.319
TOTAL		40,12,439	74.449	Nil	Nil	Nil	Nil	Nil	Nil	Nil	74.449



(I)(c)(i) Statement showing holding of securities (including shares, warrants, convertible securities) of persons belonging to the category "Public" and holding more than 1% of the total number of shares

Sr. No.	Name of the shareholder	Number of shares held	Shares as a percentage of total number of shares {i.e., Grand Total (A)+(B)+(C) indicated in Statement at para (I)(a) above}	Details of warrants		Details of convertible securities		Total shares (including underlying shares assuming full conversion of warrants and convertible securities) as a % of diluted share capital
				Number of warrants held	As a % total number of warrants of the same class	Number of convertible securities held	% w.r.t total number of convertible securities of the same class	
1	VIC Enterprises Private Limited	55,000	1.02	NIL	NIL	NIL	NIL	55,000
2	Growmax Investments Ltd	2,99,700	5.561	NIL	NIL	NIL	NIL	2,99,700
	Total	3,54,700	6.581					3,54,700

(I)(c)(ii) Statement showing holding of securities (including shares, warrants, convertible securities) of persons belonging to the category "Public" and holding more than 5% of the total number of shares

Sr. No.	Name of the shareholder	Number of shares held	Shares as a percentage of total number of shares {i.e., Grand Total (A)+(B)+(C) indicated in Statement at para (I)(a) above}	Details of warrants		Details of convertible securities		Total shares (including underlying shares assuming full conversion of warrants and convertible securities) as a % of diluted share capital
				Number of warrants held	As a % total number of warrants of the same class	Number of convertible securities held	% w.r.t total number of convertible securities of the same class	
1	Growmax Investments Ltd	2,99,700	5.561	NIL	NIL	NIL	NIL	5.561
	Total	2,99,700	5.561					5.561



(I)(d) Statement showing details of locked-in shares

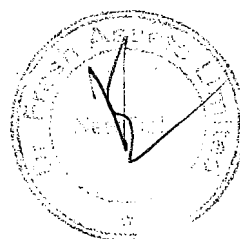
Sr. No.	Name of the shareholder	Number of locked-in shares	Category (Public/Promoter)	Locked-in shares as a percentage of total number of shares {i.e., Grand Total (A)+(B)+(C) indicated in Statement at para (I)(a) above}
NIL				

(II)(a) Statement showing details of Depository Receipts (DRs)

Sr. No.	Type of outstanding DR (ADRs, GDRs, SDRs, etc.)	Number of outstanding DRs	Number of shares underlying outstanding DRs	Shares underlying outstanding DRs as a percentage of total number of shares {i.e., Grand Total (A)+(B)+(C) indicated in Statement at para (I)(a) above}
NIL				

(II)(b) Statement showing Holding of Depository Receipts (DRs), where underlying shares are in excess of 1% of the total number of shares

Sr. No.	Name of the DR Holder	Type of outstanding DR (ADRs, GDRs, SDRs, etc.)	Number of shares underlying outstanding DRs	Shares underlying outstanding DRs as a percentage of total number of shares {i.e., Grand Total (A)+(B)+(C) indicated in Statement at para (I)(a) above}
NIL				




(III)(a) Statement showing the voting pattern of shareholders, if more than one class of shares/securities is issued by the issuer.

NOT APPLICABLE AS THERE IS ONLY ONE CLASS OF SHARES

(Give description of voting rights for each class of security)

Class X:
Class Y:
Class Z:)

Category (I)	Category of shareholder (II)	Number of Voting Rights held in each class of securities			Total Voting Rights (III+IV+V) (VI)	Total Voting rights i.e. (VI)	
		Class X (III)	Class Y (IV)	Class Z (V)		As a percentage of (A+B) (VII)	As a percentage of (A+B+C) (VIII)
(A)	Promoter and Promoter Group						
(1)	Indian						
(a)	Individuals/ Hindu Undivided Family						
(b)	Central Government/ State Government(s)						
(c)	Bodies Corporate						
(d)	Financial Institutions/ Banks						
(e)	Any Other (specify)						
	Sub-Total (A)(1)						
(2)	Foreign						
(a)	Individuals (Non-Resident Individuals/ Foreign Individuals)				NA		
(b)	Bodies Corporate						
(c)	Institutions						
(d)	Any Other (specify)						
	Sub-Total (A)(2)						
	Total Shareholding of Promoter and Promoter Group (A)= (A)(1)+(A)(2)						
(B)	Public shareholding						
(1)	Institutions						
(a)	Mutual Funds/ UTI						
(b)	Financial Institutions/ Banks						



Category	Category of shareholder	Number of Voting Rights held in each class of securities			Total Voting Rights (III+IV+V)	Total Voting rights i.e. (VI)	
		Class X	Class Y	Class Z		As a percentage of (A+B)	As a percentage of (A+B+C)
(I)	(II)	(III)	(IV)	(V)	(VI)	(VII)	(VIII)
(c)	Central Government/ State Government(s)						
(d)	Venture Capital Funds						
(e)	Insurance Companies						
(f)	Foreign Institutional Investors						
(g)	Foreign Venture Capital Investors						
(h)	Any Other (specify)						
	Sub-Total (B)(1)						
(2)	Non-institutions						
(a)	Bodies Corporate						
(b)	Individuals - i. Individual shareholders holding nominal share capital up to Rs. 1 lakh. ii. Individual shareholders holding nominal share capital in excess of Rs. 1 lakh.				NA		
(c)	Any Other (specify)						
	Sub-Total (B)(2)						
	Total Public Shareholding (B) = (B)(1)+(B)(2)						
	TOTAL (A)+(B)						
(C)	Shares held by Custodians and against which Depository Receipts have been issued						
	GRAND TOTAL (A)+(B)+(C)						

