

Format of holding of specified securities

1.	Name of Listed Entity:	Dr Fresh Assets Limited.	
2.	Scrip Code/Name of Scrip/Class of Security	Equity Share	
3.	Share Holding Pattern Filed under: Reg. 31(1)(a)/Reg. 31(1)(b)/Reg. 31(1)(c)	Reg. 31(1)(b)	
	a. If under 31(1)(b) then indicate the report for Quarter ending	30-Jun-16	
	b. If under 31(1)(c) then indicate date of allotment/extinguishment	N.A.	
4.	Declaration: The Listed entity is required to submit the following declaration to the extent of submission of information:-		
	Particulars	Yes*	No*
	1. Whether the Listed Entity has issued any partly paid up shares?	N.A.	No
	2. Whether the Listed Entity has issued any Convertible Securities or Warrants?	N.A.	No
	3. Whether the Listed Entity has any shares against which depository receipts are issued?	N.A.	No
	4. Whether the Listed Entity has any shares in locked-in?	N.A.	No
	5. Whether any shares held by promoters are pledge or otherwise encumbered?	N.A.	No
5.	The tabular format for disclosure of holding of specified securities is as follows:		






Table I - Summary Statement holding of specified securities

Category	Category of shareholder	Nos. of shareholders	No. of fully paid up equity shares held	No. of Partly paid-up equity shares held	No. of shares underlying Depository Receipts	Total nos. shares held	Shareholding as a % of total no. of shares (calculated as per SCRR, 1957) As a % of (A+B+C2)	Number of Voting Rights held in each class of securities				No. of Shares Underlying Outstanding convertible securities (including Warrants)	Shareholding as a % assuming full conversion of convertible securities (as a percentage of diluted share capital) As a % of (A+B+C2)	Number of Locked in shares		Number of Shares pledged or otherwise encumbered		Number of equity shares held in dematerialized form
								No of Voting Rights			Total as a % of (A+B+C)			No. (a)	As a % of total Shares held (b)	No. (a)	As a % of total Shares held (b)	
								Class: Equity	Class: Preference	Total								
(I)	(II)	(III)	(IV)	(V)	(VI)	(VII) = (IV) + (V) + (VI)	(VIII)	(IX)				(X)	(XI) = (VII) + (X)	(XII)		(XIII)	(XIV)	
A)	Promoter & Promoter Group	7	4011731	0	0	4011731	74.44	4011731	0	4011731	74.44	0	74.44	0	0	0	0	0
B)	Public	620	1377822	0	0	1377822	25.56	1377822	0	1377822	25.56	0	25.56	0	0	0	0	0
C)	Non Promoter-Non Public			0	0	0	0.00	0	0	0	0.00	0	0	0	0	0	0	0
(1)	Shares underlying DRs	0	0	0	0	0	0.00	0	0	0	0.00	0	0	0	0	0	0	0
(2)	Shares held by Employee Trusts	0	0	0	0	0	0.00	0	0	0	0.00	0	0	0	0	0	0	0
	Total	627	5389553	0	0	5389553	100.00	5389553	0	5389553	100.00	0	100.00	0	0	0	0	231686




Table II - Statement showing shareholding pattern of the Promoter and Promoter Group

	Category & Name of the Shareholders	PAN	No. of shareholder	No. of fully paid up equity shares held	Partly paid-up equity shares held	Nos. of shares underlying Depository Receipts	Total nos. shares held	Shareholding % calculated as per SCRR, 1957 As a % of (A+B+C2)	Number of Voting Rights held in each class of securities			No. of Shares Underlying Outstanding convertible securities (including Warrants)	Shareholding, as a % assuming full conversion of convertible securities (as a percentage of diluted share capital) as a % of A+B+C2	Number of Locked in shares		Number of Shares pledged or otherwise encumbered		Number of equity shares held in dematerialized form	
									No. of Voting Rights					Total as a % of Total Voting rights	No. (a)	As a % of total Shares held (b)	No. (c)		As a % of total shares held (d)
									Class: X	Class Y	Total								
	(I)	(II)	(III)	(IV)	(V)	(VI)	(VII)=(IV)+(V)+(VI)	(VIII)	(IX)			(X)	(XI)=(VII)+(X)	(XII)	(XIII)	(XIV)			
1	Indian																		
(a)	Individual/Hindu Undivided Family		6	3886731	0	0	3886731	72.12	3886731	0	3886731	72.12	0	72.12	0	0.00	0	0.00	2180451
	PLNEET NANDA	AAYPN5180E		144563	0	0	144563	2.68	144563	0	144563	2.68	0	2.68	0	0.00	0	0.00	
	SUMIT NANDA	AACPNS524A		3095493	0	0	3095493	57.44	3095493	0	3095493	57.44	0	57.44	0	0.00	0	0.00	
	SHIKHA NANDA	AAFPNT322C		364340	0	0	364340	6.76	364340	0	364340	6.76	0	6.76	0	0.00	0	0.00	
	ANISH NANDA	AKLPNS799E		7078	0	0	7078	0.13	7078	0	7078	0.13	0	0.13	0	0.00	0	0.00	
	H C NANDA	AAHPN0300K		275249	0	0	275249	5.11	275249	0	275249	5.11	0	5.11	0	0.00	0	0.00	
	NEELAM NANDA	AAFPN7445F		8	0	0	8	0.00	8	0	8	0.00	0	0.00	0	0.00	0	0.00	
(b)	Central Government/State Government(s)	N.A.	0	0	0	0	0	0.00	0	0	0	0.00	0	0.00	0	0.00	0	0.00	
(c)	Financial Institutions/Banks	N.A.	0	0	0	0	0	0.00	0	0	0	0.00	0	0.00	0	0.00	0	0.00	
(d)	Any Other (Specity) - Body Corporate		1	125000	0	0	125000	2.32	125000	0	125000	2.32	0	2.32	0	0.00	0	0.00	
	DVA TECHNOLOGIES PVT LTD	AAACD2830L		125000	0	0	125000	2.32	125000	0	125000	2.32	0	2.32	0	0.00	0	0.00	
	Sub Total (A)(1)		7	4011731	0	0	4011731	74.44	4011731	0	4011731	74.44	0	74.44	0	0.00	0	0.00	2180451
2	Foreign																		
(a)	Individual/Non Resident Individual/Foreign Individual	N.A.	0	0	0	0	0	0.00	0	0	0	0.00	0	0.00	0	0.00	0	0.00	
(b)	Government	N.A.	0	0	0	0	0	0.00	0	0	0	0.00	0	0.00	0	0.00	0	0.00	
(c)	Institutions	N.A.	0	0	0	0	0	0.00	0	0	0	0.00	0	0.00	0	0.00	0	0.00	
(d)	Foreign Portfolio Investor	N.A.	0	0	0	0	0	0.00	0	0	0	0.00	0	0.00	0	0.00	0	0.00	
(e)	Any Other (Specity)	N.A.	0	0	0	0	0	0.00	0	0	0	0.00	0	0.00	0	0.00	0	0.00	
	Sub Total (A)(2)	N.A.	0	0	0	0	0	0.00	0	0	0	0.00	0	0.00	0	0.00	0	0.00	
	Total Shareholding of Promoter and Promoter Group (A)= (A)(1)+(A)(2)		7	4011731	0	0	4011731	74.44	4011731	0	4011731	74.44	0	74.44	0	0.00	0	0.00	2180451

Note:

1. Details of Shares which remain unclaimed may be given here along with details such as number of shareholders, outstanding shares held in demat/unclaimed suspense account, voting rights which are frozen etc.: N.A.

Table III - Statement showing shareholding pattern of the Public shareholder

	Category & Name of the Shareholders	PAN	Nos. of shareholder	No. of fully paid up equity shares held	Partly paid-up equity shares held	Nos. of shares underlying Depository Receipts	Total nos. shares held	Shareholding % calculate d as per SCRR, 1957 As a % of (A+B+C2)	Number of Voting Rights held in each class of securities			No. of Shares Underlying Outstanding convertible securities (including Warrants)	Total shareholding, as a % assuming full conversion of convertible securities (as a percentage of diluted share capital)	Number of Locked in shares		Number of Shares pledged or otherwise encumbered		Number of equity shares held in dematerialized form	
									No of Voting Rights					Total	No. (a)	As a % of total Shares held (b)	No. (Not applicable) (a)		As a % of total shares held (Not applicable) (b)
									Class Equity	Class Y	Total								
(I)	(II)	(III)	(IV)	(V)	(VI)	(VII)=(IV)+(V)+(VI)	(VIII)	(IX)			(X)	(XI)=(VII)+(X)	(XII)	(XIII)	(XIV)				
1	Institutions																		
(a)	Mutual Fund	N.A.	0	0	0	0	0	0	0	0	0	0	0	0	0	0	0	0	
(b)	Venture Capital Funds	N.A.	0	0	0	0	0	0	0	0	0	0	0	0	0	0	0	0	
(c)	Alternate Investment Funds	N.A.	0	0	0	0	0	0	0	0	0	0	0	0	0	0	0	0	
(d)	Foreign Venture Capital Investor	N.A.	0	0	0	0	0	0	0	0	0	0	0	0	0	0	0	0	
(e)	Foreign Portfolio Investors	N.A.	0	0	0	0	0	0	0	0	0	0	0	0	0	0	0	0	
(f)	Financial Institutions/Banks	N.A.	0	0	0	0	0	0	0	0	0	0	0	0	0	0	0	0	
(g)	Insurance Companies	N.A.	0	0	0	0	0	0	0	0	0	0	0	0	0	0	0	0	
(h)	Provident Fund/Pensions Funds	N.A.	0	0	0	0	0	0	0	0	0	0	0	0	0	0	0	0	
(i)	Any Other Specify	N.A.	0	0	0	0	0	0	0	0	0	0	0	0	0	0	0	0	
	Sub Total (B)(1)	N.A.	0	0	0	0	0	0	0	0	0	0	0	0	0	0	0	0	
2	Central Government/State Government/President of India	N.A.	0	0	0	0	0	0	0	0	0	0	0	0	0	0	0	0	
	Sub Total (B)(2)	N.A.	0	0	0	0	0	0	0	0	0	0	0	0	0	0	0	0	
3	Non-Institutions																		
(a)	1. Individual Shareholders holding Nominal Share Capital Up to Rs. 2 Lacs	N.A.	596	289996	1	0	289996	5.38	289996	1	289996	5.38	0	5.38	0	0.00	0	0	
	2. Individual Shareholders holding Nominal Share Capital Above Rs. 2 Lacs	N.A.	21	700126	3	0	700126	12.99	700126	3	700126	12.99	0	12.99	0	0.00	0	0	
(b)	NBFCs Registered with RBI	N.A.	0	0	0	0	0	0	0	0	0	0	0	0	0	0	0	0	
(c)	Employee Trusts	N.A.	0	0	0	0	0	0	0	0	0	0	0	0	0	0	0	0	
(d)	Overseas Depositories (Holding DRs) (Balancing Figure)	N.A.	0	0	0	0	0	0	0	0	0	0	0	0	0	0	0	0	
(e)	Any other - (Body Corporate)(Specify)	N.A.	5	80600	0	0	80600	1.50	80600	0	80600	1.50	0	1.50	0	0.00	0	0	
	VIC ENTERPRISES PRIVATE LIMITED	AAACV0132B		55000	0	0	55000	1.02	55000	0	55000	1.02	0	1.02	0	0.00	0	0	
(f)	Any Other (specify) Non-resident Indian/OCB	N.A.	4	307100	0	0	307100	5.70	307100	0	307100	5.70	0	5.70	0	0.00	0	0	
	GROWMAX INVESTMENTS LTD			299700	0	0	299700	5.56	299700	0	299700	5.56	0	5.56	0	0.00	0	0	
	Sub Total (B)(3)	N.A.	620	1377822	3	0	1377822	25.56	1377822	3	1377822	25.56	0	25.56	0	0.00	0	106120	
	Total Public Shareholding (D)= (B)(1)+(B)(2) + E (3)	N.A.	620	1377822	3	0	1377822	25.56	1377822	3	1377822	25.56	0	25.56	0	0.00	0	106120	

Note:

1. Details of the shareholders acting as persons in Concert including their Shareholding (No. and %): N.A.

2. Details of Shares which remain unclaimed may be given here along with details such as number of shareholders, outstanding shares held in demat/unclaimed suspense account, voting rights which are frozen etc.: N.A.

3. Person has been disclosed in the respective categories in case the shareholder hold 1% or more of total number of shares of the Company.

J. Name of

[Handwritten Signature]



Table IV - Statement showing shareholding pattern of the Non Promoter- Non Public shareholder

Category & Name of the Shareholders	PAN	No. of shareholder	No. of fully paid up equity shares held	Partly paid-up equity shares held	Nos. of shares underlying Depository Receipts	Total no. shares held	Shareholding % calculated as per SCRR, 1957 As a % of (A+B+C2)	Number of Voting Rights held in each class of securities				No. of Shares Underlying Outstanding convertible securities (including Warrants)	Total shareholding as a % assuming full conversion of convertible securities (as a percentage of diluted share capital)	Number of Locked in shares		Number of Shares pledged or otherwise encumbered		Number of equity shares held in dematerialized form (Not Applicable)
								No of Voting Rights			Total as a % of Total Voting rights			No.	As a % of total Shares held	No (Not applicable)	As a % of total shares held (Not applicable)	
								Class X	Class Y	Total								
(I)	(II)	(III)	(IV)	(V)	(VI)	(VII)=(IV)+(V)+(VI)	(VIII)	(IX)				(X)	(XI)=(VII)+(X)	(XII)		(XIII)	(XIV)	
1 Custodian/DR Holder	N.A.	0	0	0	0	0	0	0	0	0	0	0	0	0	0	0	0	0
(a) Name of DR Holder (if available)	N.A.	0	0	0	0	0	0	0	0	0	0	0	0	0	0	0	0	0
2 Employees Benefit Trust (Under SEBI (Share Based Employee Benefit Regulation 2014)	N.A.	0	0	0	0	0	0	0	0	0	0	0	0	0	0	0	0	0
(a) Name (if Available)	N.A.	0	0	0	0	0	0	0	0	0	0	0	0	0	0	0	0	0
Total Non Promoter Non Public Shareholding (C)= (C)(1)+(C)(2)	N.A.	0	0	0	0	0	0	0	0	0	0	0	0	0	0	0	0	0